

Mobile medical furniture

# KLAROLINE



 **KLAROMED**

*Polish manufacturer of medical  
equipment and furniture*



KLAROLINE



# Mobile medical furniture



*Polish manufacturer of medical equipment and furniture*

The line of medical trolleys, manufactured by our company is a supplement to the offer of our stationary medical furniture. The trolleys are performed in three different series. The trolleys are performed in three different series:

- Metal medical trolleys made of galvanized steel sheets, powder-coated with paint having antibacterial characteristics
- Metal medical trolleys made of stainless steel OH18N9,
- Metal medical trolleys with bodies constructed on aluminum profiles.

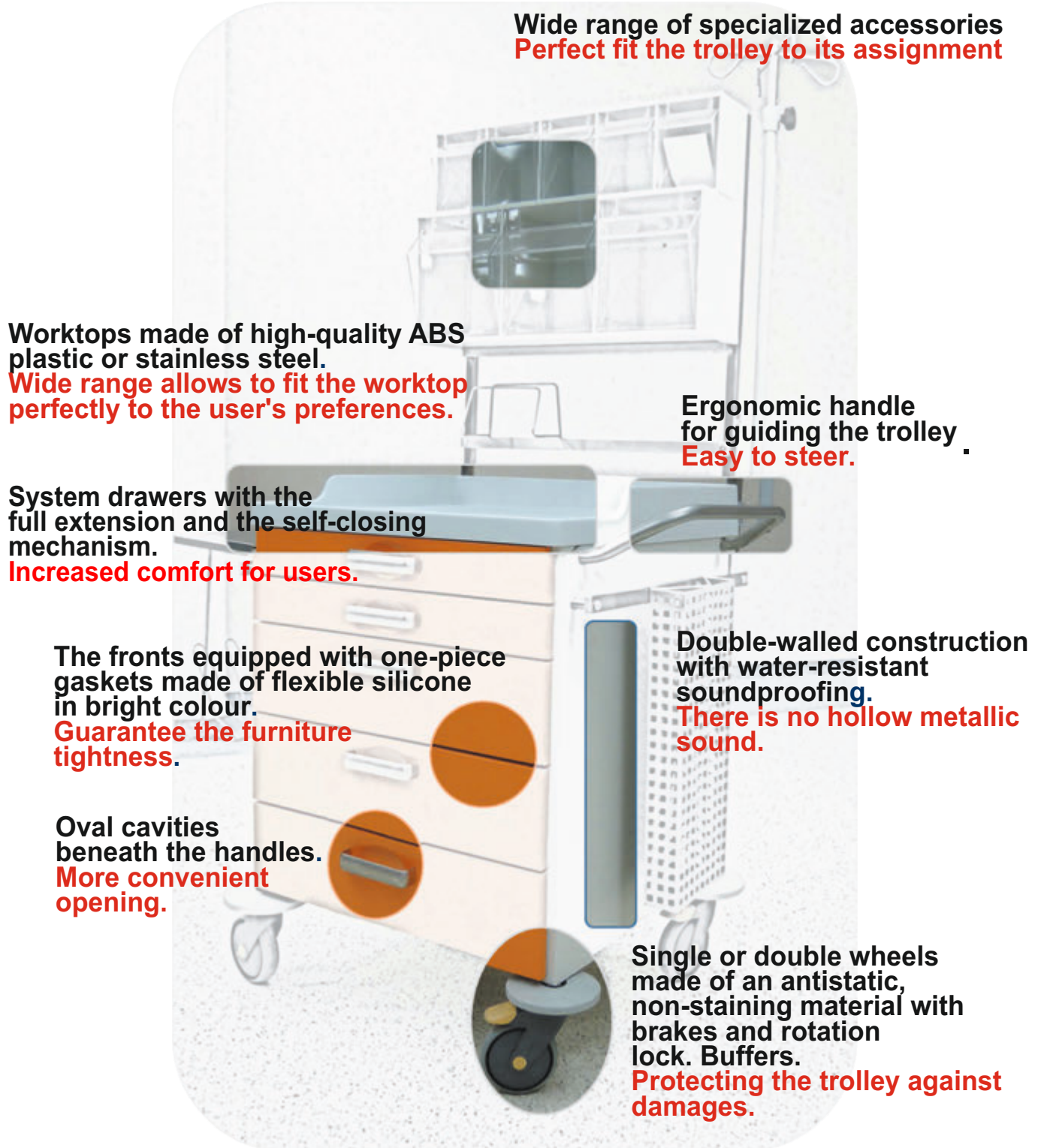
## The technology of performance:

- **Doors and drawers of trolleys** are made of double metal sheets **with water-resistant soundproofing**.
- C shaped handles are made of zinc and aluminum alloy with the effect of the brushed stainless steel.
- **There are oval cavities beneath the handles** which facilitate their grasping
- **Drawers of different heights and widths**, made in a box technology are mounted on roller runners with the full extension and the self-closing mechanism.
- **Inner walls of bodies are fitted with fixings for easy height adjustment** of inside shelves **at every 25 mm**, which allows for the optimal use of space.
- **Hinges** with an adjustment of fronts in all directions **enable opening of the doors at the angle of 160 °**.
- **Worktops** of trolleys are made of high-quality ABS plastic or stainless steel. Worktops with rims or three-sided flange.
- **Ergonomic handle** Ø 25 mm, comfortably shaped for easy rolling of the trolley.
- **Chassis:** 4 wheels Ø 125 mm, 2 wheels with brakes.
- **Buffers** in the form of rotary rollers, protecting the trolley during transportation.
- **Bodies** are made of double, galvanized, painted metal sheets with soundproofing or made of stainless steel or constructed on aluminum profiles forming the frame and filled with high-quality laminated boards, conforming E1 hygienic class

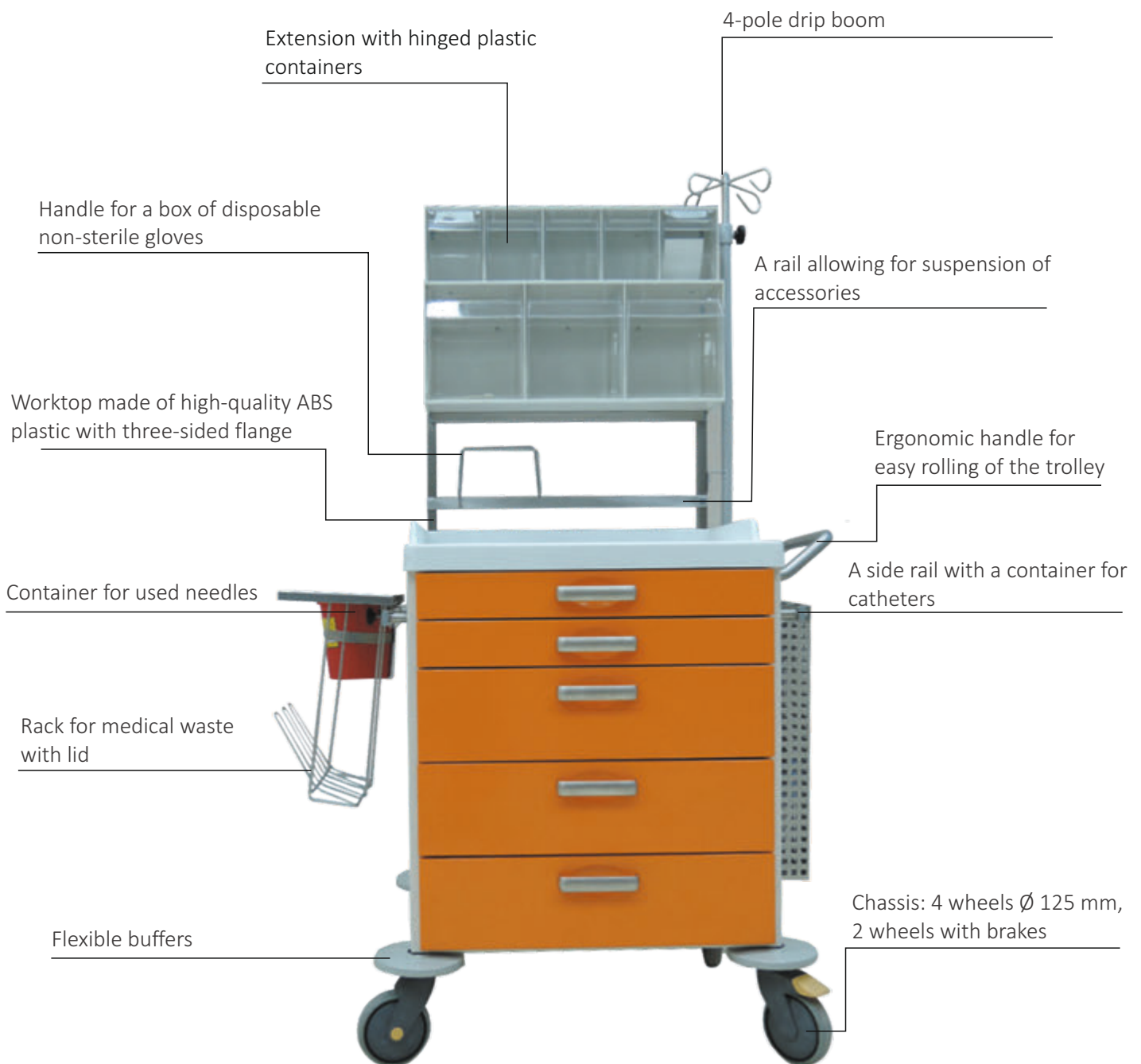
## The nature of the trolley is determined by its additional equipment.

The configuration variety of drawers and a wide range of accessories (worktops, extra levels, baskets, containers, hangers, section breaks, etc.) allow to customize the trolley to the specific tasks and needs of the recipient.

## CHARACTERISTIC FEATURES:



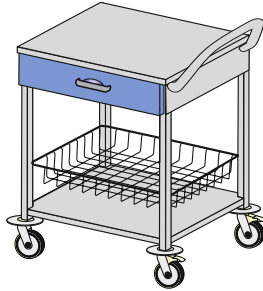
## TROLLEY SAMPLE CONFIGURATION





**METAL MEDICAL TROLLEYS MADE OF POWDER-COATED****MEDICAL TROLLEY****Cat. No. KL106 023**

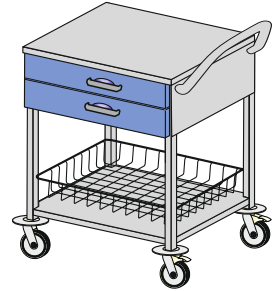
Worktop made of stainless steel  
 1 x drawer with full extension  
 Ergonomic handle  
 1 x basket KLDIN02 of dimensions  
 538x500x180 mm  
 1 x shelf  
 4 wheels Ø 125 mm, 2 with brakes



Dimensions (mm)*		
Width	Depth	Height
600	600	900

**MEDICAL TROLLEY****Cat. No. KL106 025**

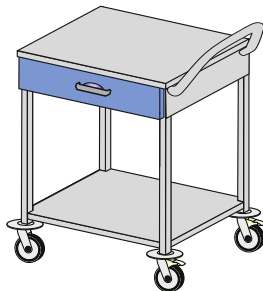
Worktop made of stainless steel  
 2 x drawer with full extension  
 Ergonomic handle  
 1 x basket KLDIN02 of dimensions  
 538x500x180 mm  
 1 x shelf  
 4 wheels Ø 125 mm, 2 with brakes



Dimensions (mm)*		
Width	Depth	Height
600	600	900

**MEDICAL TROLLEY****Cat. No. KL106 001**

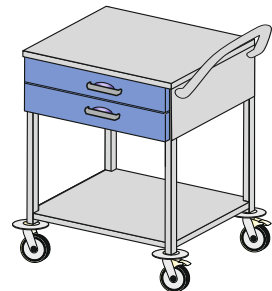
Worktop made of stainless steel  
 1 x drawer with full extension  
 Ergonomic handle  
 1 x shelf  
 4 wheels Ø 125 mm, 2 with brakes



Dimensions (mm)*		
Width	Depth	Height
600	600	900

**MEDICAL TROLLEY****Cat. No. KL106 002**


Worktop made of stainless steel  
 2 x drawer with full extension  
 Ergonomic handle  
 1 x shelf  
 4 wheels Ø 125 mm, 2 with brakes



Dimensions (mm)*		
Width	Depth	Height
600	600	900

**MEDICAL TROLLEY****Cat. No. KL106 018**

Worktop made of stainless steel  
 Ergonomic handle  
 2 x drawer with full extension  
 2 x full door  
 1 x movable shelf  
 4 wheels Ø 125 mm, 2 with brakes

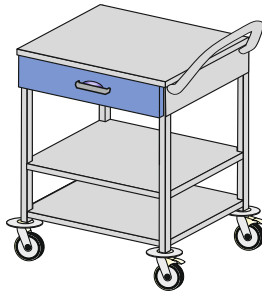


Dimensions (mm)*		
Width	Depth	Height
870	660	900



**METAL MEDICAL TROLLEYS MADE OF POWDER-COATED STEEL****MEDICAL TROLLEY****Cat. No. KL106 022**

Worktop made of stainless steel  
 Ergonomic handle  
 1 x drawer with full extension  
 2 x shelf  
 4 wheels Ø 125 mm, 2 with brakes



Dimensions (mm)*		
Width	Depth	Height
680	600	900

**MEDICAL TROLLEY****Cat. No. KL106 026**


Worktop made of stainless steel  
 Ergonomic handle  
 2 x drawer with full extension  
 2 x basket KLDIN01 of dimensions 538x500x100 mm  
 1 x shelf  
 4 wheels Ø 125 mm, 2 with brakes



Dimensions (mm)*		
Width	Depth	Height
680	600	900

**MEDICAL TROLLEY****Cat. No. KL106 020**


Worktop made of stainless steel  
 Ergonomic handle  
 3 x drawer with full extension  
 4 wheels Ø 125 mm, 2 with brakes



Dimensions (mm)*		
Width	Depth	Wys.(H)
870	660	900

**MEDICAL TROLLEY****Cat. No. KL106 017**

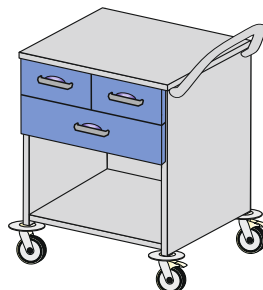
Worktop made of stainless steel  
 Ergonomic handle  
 6 x drawer with full extension  
 4 wheels Ø 125 mm, 2 with brakes



Dimensions (mm)*		
Width	Depth	Height
870	660	900

**MEDICAL TROLLEY****Cat. No. KL106 019**


Worktop made of stainless steel  
 Ergonomic handle  
 3 x drawer with full extension  
 Open single-chamber cupboard  
 4 wheels Ø 125 mm, 2 with brakes



Dimensions (mm)*		
Width	Depth	Height
870	660	900

**MEDICAL TROLLEY****Cat. No. KL106 014**

Worktop made of stainless steel  
 Ergonomic handle  
 7 x drawer with full extension  
 4 wheels Ø 125 mm, 2 with brakes



Dimensions (mm)*		
Width	Depth	Height
870	660	900

**METAL MEDICAL TROLLEYS MADE OF POWDER-COATED STEEL****MEDICAL TROLLEY WITH ACCESSORIES****Cat. No. KL109 011**

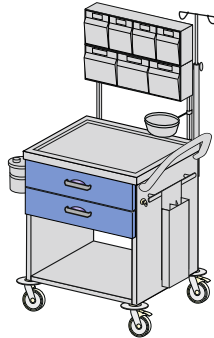
Worktop with recess, made of ABS plastic

Ergonomic handle

2 x drawer with full extension

4 wheels Ø 125 mm, 2 with brakes

**Accessories:** handle with a waste bowl, container for catheters, 2 x rail for accessories, extension with 7 hinged plastic containers, drip boom, rack for medical waste with lid, handle for the used needles container.



Dimensions (mm)*		
Width	Depth	Height
1170x660x900mm		

**MEDICAL TROLLEY WITH ACCESSORIES****Cat. No. KL109 012**

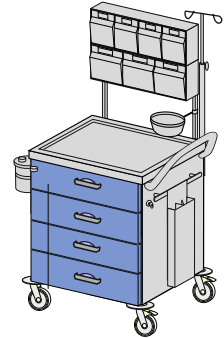
Worktop with recess, made of ABS plastic

Ergonomic handle

4 x drawer with full extension

4 wheels Ø 125 mm, 2 with brakes

**Accessories:** handle with a waste bowl, container for catheters, 2 x rail for accessories, extension with 7 hinged plastic containers, drip boom, rack for medical waste with lid, handle for the used needles container.



Dimensions (mm)*		
Width	Depth	Height
1170x660x900mm		

**MEDICAL TROLLEY WITH ACCESSORIES****Cat. No. KL109 013**

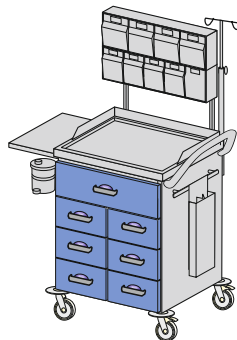
Worktop with three-sided flange made of ABS plastic

Ergonomic handle

7 x drawer with full extension

4 wheels Ø 125 mm, 2 with brakes

**Accessories:** container for catheters, 2 x rail for accessories, extension with 9 hinged plastic containers, drip boom, handle for the used needles container, sliding side shelf



Dimensions (mm)*		
Width	Depth	Height
1170x660x900mm		

**MEDICAL TROLLEY****Cat. No. KL109 311**

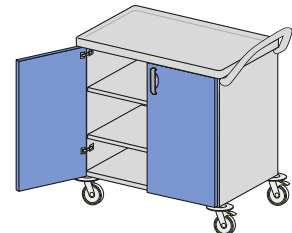
Worktop with recess, made of ABS plastic

Ergonomic handle

2 x full door

2 x movable shelf

4 wheels Ø 125 mm, 2 with brakes



Dimensions (mm)*		
Width	Depth	Height
1170x660x900mm		

**MEDICAL TROLLEY****Cat. No. KL109 111**

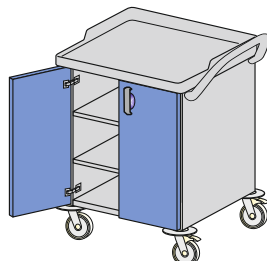
Worktop with three-sided flange made of ABS plastic

Ergonomic handle

2 x full door

2 x movable shelf

4 wheels Ø 125 mm, 2 with brakes



Dimensions (mm)*		
Width	Depth	Height
1170x660x900mm		

**MEDICAL TROLLEY****Cat. No. KL109 211**

Worktop with three-sided flange made of ABS plastic

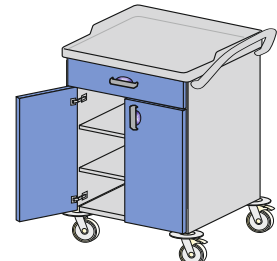
Ergonomic handle

1 x drawer with full extension

2 x full door

2 x movable shelf

4 wheels Ø 125 mm, 2 with brakes




Dimensions (mm)*		
Width	Depth	Height
1170x660x900mm		



**METAL MEDICAL TROLLEYS MADE OF POWDER-COATED STEEL****MEDICAL TROLLEY****Cat. No. KL106 006**

Worktop made of stainless steel  
 Ergonomic handle  
 4 x drawer with full extension  
 1 x full door  
 2 x movable shelf  
 4 wheels Ø 125 mm, 2 with brakes




Dimensions (mm)*		
Width	Depth	Height
870x660x900 mm		

In accordance with MDD 93/42/EEC

**MEDICAL TROLLEY****Cat. No. KL106 007**

Worktop made of stainless steel  
 Ergonomic handle  
 4 x drawer with full extension  
 1 x full door  
 1 x movable shelf  
 4 wheels Ø 125 mm, 2 with brakes




Dimensions (mm)*		
Width	Depth	Height
870x660x900 mm		

In accordance with MDD 93/42/EEC

**MEDICAL TROLLEY****Cat. No. KL106 008**

Worktop made of stainless steel  
 Ergonomic handle  
 7 x drawer with full extension  
 4 wheels Ø 125 mm, 2 with brakes




Dimensions (mm)*		
Width	Depth	Height
870x660x900 mm		

In accordance with MDD 93/42/EEC

**MEDICAL TROLLEY****Cat. No. KL106 009**


Worktop made of stainless steel  
 Ergonomic handle  
 4 x drawer with full extension  
 1 x sliding side shelf  
 4 wheels Ø 125 mm, 2 with brakes



Dimensions (mm)*		
Width	Depth	Height
870x660x900 mm		

**MEDICAL TROLLEY****Cat. No. KL106 015**

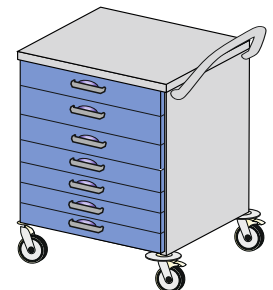
Worktop made of stainless steel  
 Ergonomic handle  
 5 x drawer with full extension  
 4 wheels Ø 125 mm, 2 with brakes



Dimensions (mm)*		
Width	Depth	Height
870x660x900 mm		

**MEDICAL TROLLEY****Cat. No. KL106 016**


Worktop made of stainless steel  
 Ergonomic handle  
 7 x drawer with full extension  
 4 wheels Ø 125 mm, 2 with brakes



Dimensions (mm)*		
Width	Depth	Height
870x660x900 mm		

**METAL MEDICAL TROLLEYS MADE OF POWDER-COATED STEEL****MEDICAL TROLLEY****Cat. No. KL106 003**


Worktop made of stainless steel  
 Ergonomic handle  
 4 x drawer with full extension  
 4 wheels Ø 125 mm, 2 with brakes



Dimensions (mm)*		
Width	Depth	Height
870x660x900 mm		

**MEDICAL TROLLEY****Cat.No. KL106 004**

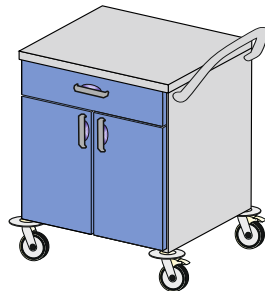
Worktop made of stainless steel  
 Ergonomic handle  
 8 x drawer with full extension  
 4 wheels Ø 125 mm, 2 with brakes



Dimensions (mm)*		
Width	Depth	Height
870x660x900 mm		

**MEDICAL TROLLEY****Cat. No. KL106 005**

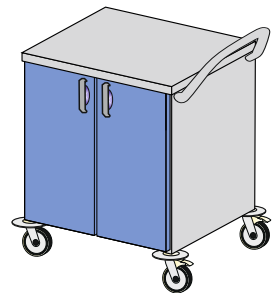
Worktop made of stainless steel  
 Ergonomic handle  
 1 x drawer with full extension  
 2 x full door  
 1 x movable shelf  
 4 wheels Ø 125 mm, 2 with brakes



Dimensions (mm)*		
Width	Depth	Height
870x660x900 mm		

**MEDICAL TROLLEY****Cat. No. KL106 010**


Worktop made of stainless steel  
 Ergonomic handle  
 2 x full door  
 1 x movable shelf  
 4 wheels Ø 125 mm, 2 with brakes



Dimensions (mm)*		
Width	Depth	Height
870x660x900 mm		

**MEDICAL TROLLEY****Cat. No. KL109 008**


Worktop with recess, made of ABS plastic  
 Ergonomic handle  
 5 x drawer with full extension  
 1 x full door  
 2 x movable shelf



Dimensions (mm)*		
Width	Depth	Height
1170x660x900 mm		

**MEDICAL TROLLEY****Cat. No. KL109 007**

Worktop with recess, made of ABS plastic  
 Ergonomic handle  
 5 x drawer with full extension  
 2 x cargo drawer  
 4 wheels Ø 125 mm, 2 with brakes



Dimensions (mm)*		
Width	Depth	Height
1170x660x900mm		

**METAL MEDICAL TROLLEYS MADE OF POWDER-COATED STEEL****MEDICAL TROLLEY****Cat. No. KL109 001**

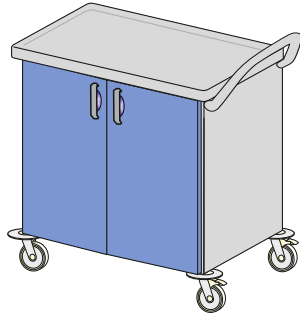
Worktop with recess, made of ABS plastic

Ergonomic handle

2 x full door

2 x movable shelf

4 wheels Ø 125 mm, 2 with brakes



Dimensions (mm)*		
Width	Depth	Height
1170	660	900

**MEDICAL TROLLEY****Cat. No. KL109 002**

Worktop with recess, made of ABS plastic

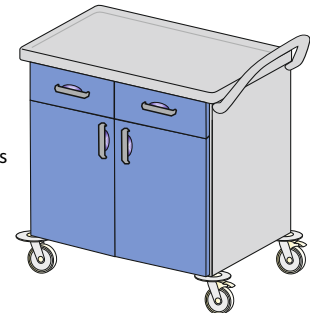
Ergonomic handle

2 x drawer with full extension

2 x full door

2 x movable shelf

4 wheels Ø 125 mm, 2 with brakes



Dimensions (mm)*		
Width	Depth	Height
1170	660	900


**MEDICAL TROLLEY****Cat. No. KL109 003**

Worktop with recess, made of ABS plastic

Ergonomic handle

4 x drawer with full extension

4 wheels Ø 125 mm, 2 with brakes



Dimensions (mm)*		
Width	Depth	Height
1170	660	900


**MEDICAL TROLLEY****Cat. No. KL109 004**

Worktop with recess, made of ABS plastic

Ergonomic handle

12 x drawer with full extension

4 wheels Ø 125 mm, 2 with brakes



Dimensions (mm)*		
Width	Depth	Height
1170	660	900


**MEDICAL TROLLEY****Cat. No. KL109 005**

Worktop with recess, made of ABS plastic

Ergonomic handle

6 x drawer with full extension

4 wheels Ø 125 mm, 2 with brakes



Dimensions (mm)*		
Width	Depth	Height
1170	660	900


**MEDICAL TROLLEY****Cat. No. KL109 006**

Worktop with recess, made of ABS plastic

Ergonomic handle

9 x drawer with full extension

4 wheels Ø 125 mm, 2 with brakes



Dimensions (mm)*		
Width	Depth	Height
1170	660	900



**METAL MEDICAL TROLLEYS MADE OF POWDER-COATED STEEL****MEDICAL TROLLEY WITH ACCESSORIES****Cat. No. KL109 011**

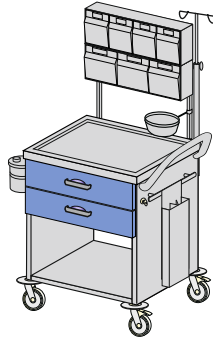
Worktop with recess, made of ABS plastic

Ergonomic handle

2 x drawer with full extension

4 wheels Ø 125 mm, 2 with brakes

**Accessories:** handle with a waste bowl, container for catheters, 2 x rail for accessories, extension with 7 hinged plastic containers, drip boom, rack for medical waste with lid, handle for the used needles container.



Dimensions (mm)*		
Width	Depth	Height
1170	660	900

**MEDICAL TROLLEY WITH ACCESSORIES****Cat. No. KL109 012**

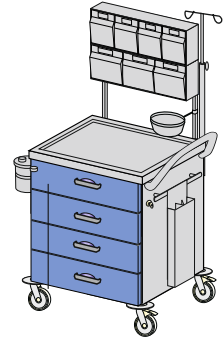
Worktop with recess, made of ABS plastic

Ergonomic handle

4 x drawer with full extension

4 wheels Ø 125 mm, 2 with brakes

**Accessories:** handle with a waste bowl, container for catheters, 2 x rail for accessories, extension with 7 hinged plastic containers, drip boom, rack for medical waste with lid, handle for the used needles container.



Dimensions (mm)*		
Width	Depth	Height
1170	660	900

**MEDICAL TROLLEY WITH ACCESSORIES****Cat. No. KL109 013**

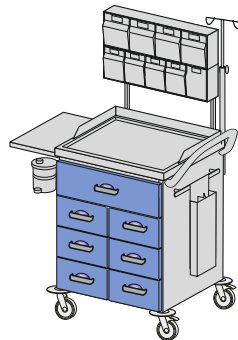
Worktop with three-sided flange made of ABS plastic

Ergonomic handle

7 x drawer with full extension

4 wheels Ø 125 mm, 2 with brakes

**Accessories:** container for catheters, 2 x rail for accessories, extension with 9 hinged plastic containers, drip boom, handle for the used needles container, sliding side shelf.



Dimensions (mm)*		
Width	Depth	Height
1170	660	900

**MULTIFUNCTIONAL TROLLEY****Cat.No. KL109 311**

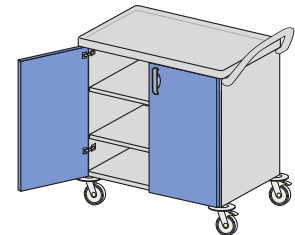
Worktop with recess, made of ABS plastic

Ergonomic handle

2 x full door

2 x movable shelf

4 wheels Ø 125 mm, 2 with brakes



Dimensions (mm)*		
Width	Depth	Height
1170	660	900

**MULTIFUNCTIONAL TROLLEY****Cat.No. KL109 111**

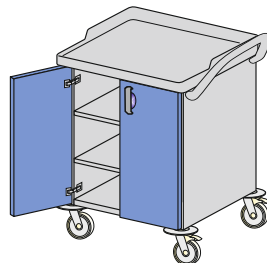
Worktop with three-sided flange made of ABS plastic

Ergonomic handle

2 x full door

2 x movable shelf

4 wheels Ø 125 mm, 2 with



Dimensions (mm)*		
Width	Depth	Height
1170	660	900

**MULTIFUNCTIONAL TROLLEY****Cat.No. KL109 211**

Worktop with three-sided flange made of ABS plastic

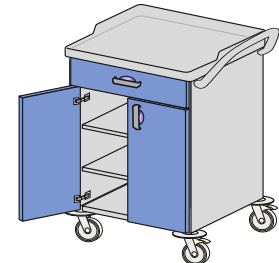
Ergonomic handle

1 x drawer with full extension

2 x full door

2 x movable shelf

4 wheels Ø 125 mm, 2 with brakes



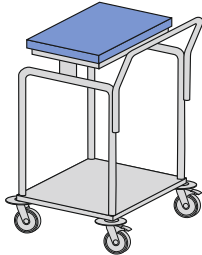
Dimensions (mm)*		
Width	Depth	Height
1170	660	900

## METAL MEDICAL TROLLEYS MADE OF POWDER-COATED

### SINGLE TROLLEY FOR BEDDING

**Cat. No. KL101 040**

Trolley for dirty laundry transport  
Powder-coated construction with ergonomic handle  
Lid for bag with a capacity of 120 l  
Lid made of powder-coated steel  
4 wheels Ø 125 mm, 2 with brakes

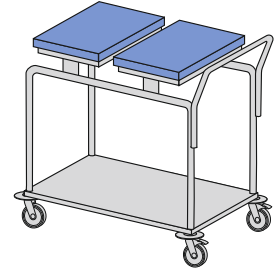


Dimensions (mm)*		
Width	Depth	Height
400	500	950

### DOUBLE TROLLEY FOR BEDDING

**Cat. No. KL102 040**

Trolley for dirty laundry transport  
Powder-coated construction with ergonomic handle  
Two lids for bags with a capacity of 120 l each  
Lids made of powder-coated steel  
4 wheels Ø 125 mm, 2 with brakes

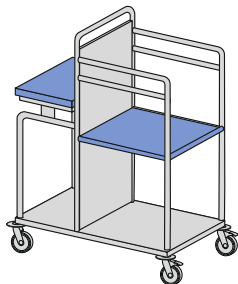


Dimensions (mm)*		
Width	Depth	Height
700	500	900

### SINGLE TROLLEY FOR CLEAN AND DIRTY BEDDING TRANSPORT

**Cat. No. KL101 140**

Powder-coated single trolley with division for clean and dirty zone  
2 x shelf for clean laundry  
1 x receiver of dirty laundry with a lid  
Powder-coated lid  
4 wheels Ø 125 mm, 2 with brakes



Dimensions (mm)*		
Width	Depth	Height
900	500	1300

### DOUBLE TROLLEY FOR CLEAN AND DIRTY BEDDING TRANSPORT

**Cat. No. KL102 140**

Powder-coated double trolley with division for clean and dirty zone  
2 x shelf for clean laundry  
2 x receiver of dirty laundry with a lid  
Powder-coated lids  
4 wheels Ø 125 mm, 2 with brakes

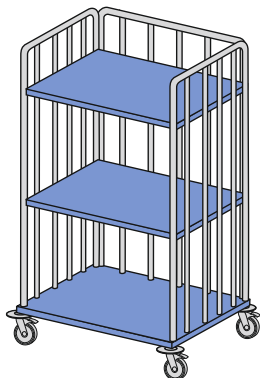


Dimensions (mm)*		
Width	Depth	Height
1300	500	1300

### UNIVERSAL TROLLEY FOR BEDDING

**Cat. No. KL100 140**

Trolley for clean laundry transport  
Construction made of powder-coated steel  
3 x fixed full shelf  
4 wheels Ø 125 mm, 2 with brakes

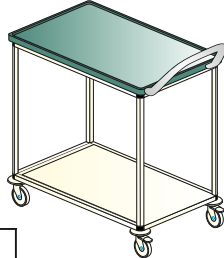


Dimensions (mm)*		
Width	Depth	Height
900	600	1650



**MEDICAL TROLLEYS WITH BODIES CONSTRUCTED ON ALUMINIUM PROFILES****EXAMINATION AND TREATMENT  
TROLLEY****Cat. No. KL307 111**

Worktop with recess, made of ABS plastic  
Ergonomic handle  
1 x shelf  
4 wheels Ø 125 mm, 2 with brakes

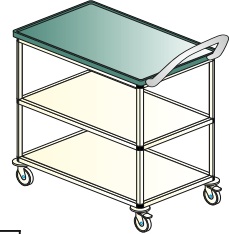


	Dimensions (mm)*		
	Width	Depth	Height
Trolley only:	1170x660x900 mm		
Worktop:	930x570x30mm		

In accordance with MDD 93/42/EEC

**EXAMINATION AND TREATMENT  
TROLLEY****Cat. No. KL307 112**

Worktop with recess, made of ABS plastic  
Ergonomic handle  
2 x shelf  
4 wheels Ø 125 mm, 2 with brakes

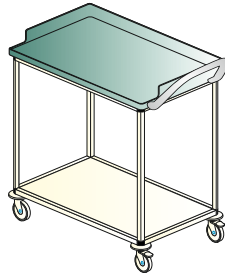


	Dimensions (mm)*		
	Width	Depth	Height
Trolley only:	1170x660x900 mm		
Worktop:	930x570x30mm		

In accordance with MDD 93/42/EEC

**EXAMINATION AND TREATMENT  
TROLLEY****Cat. No. KL307 113**

Worktop with three-sided flange made of ABS plastic  
Ergonomic handle  
1 x shelf  
4 wheels Ø 125 mm, 2 with brakes

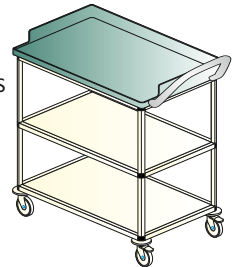


	Dimensions (mm)*		
	Width	Depth	Height
Trolley only:	1170x660x900 mm		
Worktop:	930x570x80mm		

In accordance with MDD 93/42/EEC

**EXAMINATION AND TREATMENT  
TROLLEY****Cat. No. KL307 114**

Worktop with three-sided flange made of ABS plastic  
Ergonomic handle  
2 x shelf  
4 wheels Ø 125 mm, 2 with brakes

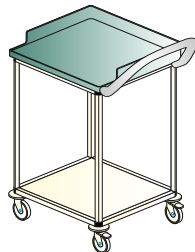


	Dimensions (mm)*		
	Width	Depth	Height
Trolley only:	1170x660x900 mm		
Worktop:	930x570x80mm		

In accordance with MDD 93/42/EEC

**EXAMINATION AND TREATMENT  
TROLLEY****Cat. No. KL307 115**

Worktop with three-sided flange made of ABS plastic  
Ergonomic handle  
1 x shelf  
4 wheels Ø 125 mm, 2 with brakes

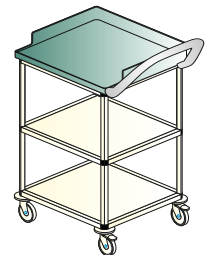


	Dimensions (mm)*		
	Width	Depth	Height
Trolley only:	870x660x900mm		
Worktop:	630x570x80mm		

In accordance with MDD 93/42/EEC

**EXAMINATION AND TREATMENT  
TROLLEY****Cat. No. KL307 116**

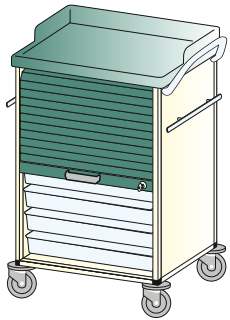
Worktop with three-sided flange made of ABS plastic  
Ergonomic handle  
2 x shelf  
4 wheels Ø 125 mm, 2 with brakes



	Dimensions (mm)*		
	Width	Depth	Height
Trolley only:	870x660x900mm		
Worktop:	630x570x80mm		

In accordance with MDD 93/42/EEC

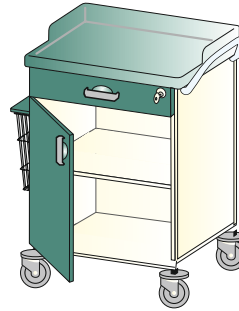


**MEDICAL TROLLEYS WITH BODIES CONSTRUCTED ON ALUMINIUM PROFILES****MEDICINES DISTRIBUTION TROLLEY****Cat. No. KL306 601**

Trolley for distribution of medicines and medical supplies  
 Worktop with three-sided flange made of ABS plastic  
 Ergonomic handle  
 Modular fences made of ABS plastic  
 11 x acrylic basket, type KLDIN11 of dimensions 538 x 500 x 100 mm  
 1 x lockable louvered door  
 4 wheels Ø 125 mm, 2 with brakes

	Dimensions (mm)*		
	Width	Depth	Height
Trolley only:	870x660x900 mm		
Worktop:	630x570x80 mm		

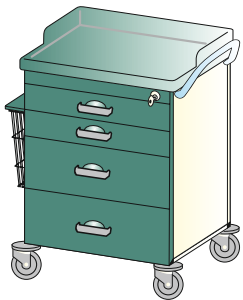
\* other dimensions available on request

**MEDICAL TROLLEY****Cat. No. KL303 304**

Worktop with three-sided flange made of ABS plastic  
 Ergonomic handle  
 1 x drawer with full extension  
 2 x full door  
 1 x movable shelf  
 4 wheels Ø 125 mm, 2 with brakes  
 Accessories: rack for medical waste with lid; central lock

	Dimensions (mm)*		
	Width	Depth	Height
Trolley only:	870x630x890mm		
Worktop:	630x570x80mm		

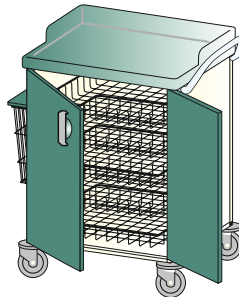
\* other dimensions available on request

**MEDICAL TROLLEY****Cat. No. KL306 301**

Worktop with three-sided flange made of ABS plastic  
 Ergonomic handle  
 4 x drawer with full extension  
 4 wheels Ø 125 mm, 2 with brakes  
 Accessories: rack for medical waste with lid; central lock

	Dimensions (mm)*		
	Width	Depth	Height
Trolley only:	870x660x900 mm		
Worktop:	630x570x80 mm		

\* other dimensions available on request

**MEDICAL TROLLEY****Cat. No. KL306 302**

Worktop with three-sided flange made of ABS plastic  
 Ergonomic handle  
 Modular fences made of ABS plastic  
 5 x basket, type KLDIN01 of dimensions 538 x 500 x 100 mm  
 2 x full lockable door  
 4 wheels Ø 125 mm, 2 with brakes  
 Accessories: rack for medical waste with lid

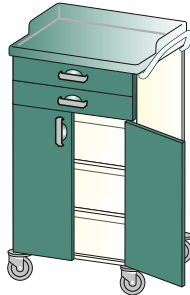
	Dimensions (mm)*		
	Width	Depth	Height
Trolley only:	870x660x900 mm		
Worktop:	630x570x80 mm		

\* other dimensions available on request



**MEDICAL TROLLEYS WITH BODIES CONSTRUCTED ON ALUMINIUM PROFILES****MULTIFUNCTIONAL TROLLEY****Cat. No. KL306 401**

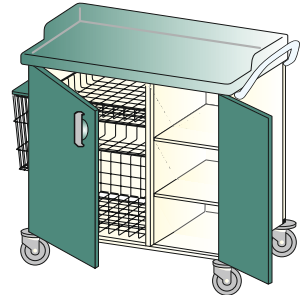
Worktop with three-sided flange made of ABS plastic  
 Ergonomic handle  
 2 x drawer with full extension  
 2 x full door  
 2 x movable shelf  
 4 wheels Ø 125 mm, 2 with brakes



	Dimensions (mm)*		
	Width	Depth	Height
Trolley only:	870x660x900mm		
Worktop:	630x570x80mm		

**EXAMINATION AND TREATMENT TROLLEY****Cat. No. KL309 206**

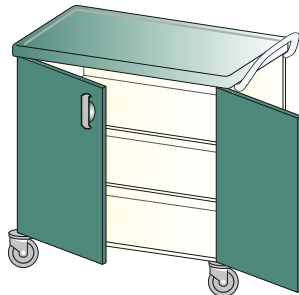
Worktop with three-sided flange made of ABS plastic  
 Ergonomic handle  
 2 x full door, 2 x movable shelf  
 Modular fences made of ABS plastic  
 3 x basket, type KLDIN01 of size: 538x500x100mm  
 1 x basket, type KLDIN02 of size: 538x500x180mm  
 4 wheels Ø 125 mm, 2 with brakes  
 Accessories: rack for medical waste with lid



	Dimensions (mm)*		
	Width	Depth	Height
Trolley only:	1120x630x890mm		
Worktop:	930x570x80mm		

**TROLLEY FOR BEDDING****Cat. No. KL309 501**

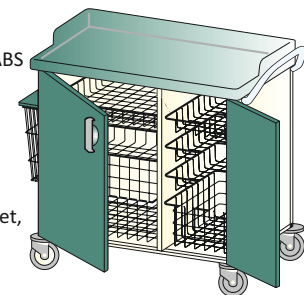
Worktop with recess made of ABS plastic  
 Ergonomic handle  
 2 x full door  
 2 x movable shelf  
 4 wheels Ø 125 mm, 2 with brakes



	Dimensions (mm)*		
	Width	Depth	Height
Trolley only:	1170x660x900mm		
Worktop:	930x570x80mm		

**EXAMINATION AND TREATMENT TROLLEY****Cat. No. KL309 202**

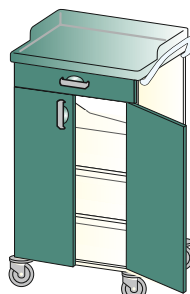
Worktop with three-sided flange made of ABS plastic, Ergonomic handle, Modular fences made of ABS plastic, 2 x full door  
 3 x basket, type KLDIN01 of size: 538x500x100mm, 1 x basket, type KLDIN02 of size: 538x500x180mm, 3 x basket, type KLDIN04 of size: 268x500x100mm, 1 x basket, type KLDIN05 of size: 268x500x180mm  
 4 wheels Ø 125 mm, 2 with brakes  
 Accessories: rack for medical waste with lid



	Dimensions (mm)*		
	Width	Depth	Height
Trolley only:	1170x660x900mm		
Worktop:	930x570x80mm		

**MULTIFUNCTIONAL TROLLEY****Cat. No. KL306 402**

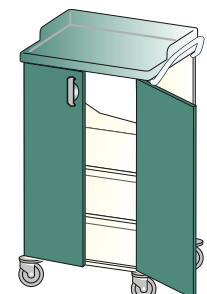
Worktop with three-sided flange made of ABS plastic  
 Ergonomic handle  
 1 x drawer with full extension  
 2 x full door  
 2 x movable shelf  
 4 wheels Ø 125 mm, 2 with brakes



	Dimensions (mm)*		
	Width	Depth	Height
Trolley only:	870x660x900mm		
Worktop:	630x570x80mm		

**MULTIFUNCTIONAL TROLLEY****Cat. No. KL306 403**


Worktop with three-sided flange made of ABS plastic  
 Ergonomic handle  
 2 x full door  
 2 x movable shelf  
 4 wheels Ø 125 mm, 2 with brakes




	Dimensions (mm)*		
	Width	Depth	Height
Trolley only:	870x630x890mm		
Worktop:	630x570x80mm		

**ACCESSORIES FOR MEDICAL TROLLEYS****ADDITIONAL EQUIPMENT**


Worktop with recess and three-sided flange with a height of 60 mm, made of ABS plastic  
Dimensions: 630 x 570 mm  
**Catalogue No. KLWD01**



Worktop with recess and three-sided flange with a height of 60 mm, made of ABS plastic  
Dimensions: 930 x 570 mm  
**Catalogue No. KLWD02**



Worktop with recess made of ABS plastic.  
Dimensions: 630 x 570 mm  
**Catalogue No. KLWD03**



Worktop with recess made of ABS plastic.  
Dimensions: 930x570 mm  
**Catalogue No. KLWD04**




Worktop made of stainless steel with rim  
**Catalogue No. KLWD05**



Worktop made of stainless steel with three-sided flange  
**Catalogue No. KLWD06**



Chassis: single wheels of diameter 125 mm.  
**Catalogue No. KLWD07**



Chassis: double wheels of diameter 125 mm.  
**Catalogue No. KLWD08**



## ACCESSORIES FOR MEDICAL TROLLEYS



Rack for medical waste with lid.  
Capacity: 10 l  
**Catalogue No. KLWD09**



Waste bin, bag capacity 8 l,  
with gennal opening system  
**Catalogue No. KLWD10**



Rack for medical waste with lid.  
Capacity: 10 l  
**Catalogue No. KLWD09**



Rack for medical waste with lid.  
Capacity: 10 l  
**Catalogue No. KLWD09**



Shelf for defibrillator  
Dimensions: 410 x 360 mm  
Bearing capacity: 80N/8 kg  
**Catalogue No. KLWD13**



Shelf for defibrillator  
Dimensions: 420 x 420 mm  
Bearing capacity: 80N/8 kg  
**Catalogue No. KLWD14**



Handle for a box of disposable gloves  
**Catalogue No. KLWD15**



Handle with container for used needles  
**Catalogue No. KLWD16**

## ACCESSORIES FOR MEDICAL TROLLEYS



Extension with 5 hinged plastic containers  
Dimension of container 100x95x145 mm  
**Catalogue No. KLWD17**



Extension with 4 hinged plastic containers  
Dimension of container 130x125x190 mm  
**Catalogue No. KLWD18**



Extension with 3 hinged plastic containers  
Dimension of container 175x145x220 mm  
**Catalogue No. KLWD19**



Set with 7 hinged plastic containers  
Dimension of containers: 175x145x220 mm  
and 130x125x190 mm  
**Catalogue No. KLWD20**



Set with 8 hinged plastic containers  
Dimension of container: 130x125x190 mm  
**Catalogue No. KLWD21**



Set with 9 hinged plastic containers  
Dimension of containers: 130x125x190 mm  
and 175x145x220 mm  
**Catalogue No. KLWD22**




Shelf over the worktop made of stainless steel  
Shelf dimensions: 590x280 mm  
**Catalogue No. KLWD23**



Shelf over the worktop made of stainless steel  
with mounting rack  
Shelf dimensions: 590x280 mm  
**Catalogue No. KLWD24**

## ACCESSORIES FOR MEDICAL TROLLEYS



Rail for accessories of usable length 500 mm.  
Bearing capacity: 50N/5kg  
**Catalogue No. KLWD25**



Container for forceps with movable vertical partition inside  
**Catalogue No. KLWD26**



Handle with the holding belt for the oxygen cylinder of 10 l capacity.  
**Catalogue No. KLWD27**



Container for catheters with movable vertical partition inside  
**Catalogue No. KLWD28**



Dispenser for soap and disinfectant  
**Catalogue No. KLWD29**



Universal container with a lid  
**Catalogue No. KLWD30**



Bowl for medical waste of diameter 200 mm with handle  
**Catalogue No. KLWD31**



Universal container  
**Catalogue No. KLWD32**



## ACCESSORIES FOR MEDICAL TROLLEYS



Boom with handle for a rod endoscope  
Bearing capacity: 40N/4kg  
Catalogue No. KLWD33



2-pole drip boom  
Bearing capacity: 40N/4kg  
Catalogue No. KLWD34



Boom with handle for endoscope  
Bearing capacity: 50N/5kg  
Catalogue No. KLWD35



4-pole drip boom  
Bearing capacity: 40N/4kg  
Catalogue No. KLWD36



Boom with handle for monitor  
Bearing capacity: 80N/8kg  
Catalogue No. KLWD37



An insert for drawer division made of acrylic,  
with the feature of unlimited configuration  
of the interior space  
Catalogue No. KLWD38



Electric splitter with 4 sockets  
Catalogue No. KLWD39



Resuscitation board  
Catalogue No. KLWD40

## ACCESSORIES FOR MEDICAL TROLLEYS

---




An insert for a low drawer made of ABS plastic  
Dimensions 460x470x80 mm  
**Catalogue No. KLWD41**



An insert for a low drawer made of ABS plastic,  
divided into 3 parts  
Dimensions 460x470x80 mm  
**Catalogue No. KLWD42**




An insert for a low drawer made of ABS plastic,  
divided into 4 parts  
Dimensions 460x470x80 mm  
**Catalogue No. KLWD43**



An insert for a middle-sized drawer made of  
ABS plastic  
Dimensions 460x470x140 mm  
**Catalogue No. KLWD44**



An insert for a middle-sized drawer made of  
ABS plastic, divided into 3 parts  
Dimensions 460x470x140 mm  
**Catalogue No. KLWD45**



Sliding frame for baskets and trays in DIN sizes.  
**Catalogue No. KLWD46**



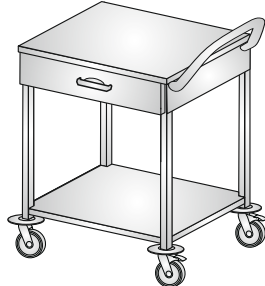
Container for medicines and medical supplies  
Dimensions: 115x400x100 mm  
**Catalogue No. KLWD47**



Container for medicines and medical supplies  
Dimensions: 230x400x100 mm  
**Catalogue No. KLWD48**

**MEDICAL TROLLEYS MADE OF STAINLESS STEEL****MEDICAL TROLLEY****Cat. No. KL206 001**

Worktop made of stainless steel  
Ergonomic handle  
1 x drawer with full extension  
1 x fixed shelf  
4 wheels Ø 125 mm, 2 with brakes



In accordance with MDD 93/42/EEC

Dimensions (mm)*		
Width	Depth	Height
680x600x900 mm		

**MEDICAL TROLLEY****Cat. No. KL206 002**

Worktop made of stainless steel  
Ergonomic handle  
2 x drawer with full extension  
1 x fixed shelf  
4 wheels Ø 125 mm, 2 with brakes



In accordance with MDD 93/42/EEC

Dimensions (mm)*		
Width	Depth	Height
680x600x900 mm		

**MEDICAL TROLLEY****Cat. No. KL206 003**

Worktop made of stainless steel  
Ergonomic handle  
4 x drawer with full extension  
4 wheels Ø 125 mm, 2 with brakes



In accordance with MDD 93/42/EEC

Dimensions (mm)*		
Width	Depth	Height
870x660x900 mm		

**MEDICAL TROLLEY****Cat. No. KL206 004**

Worktop made of stainless steel  
Ergonomic handle  
8 x drawer with full extension  
4 wheels Ø 125 mm, 2 with brakes




In accordance with MDD 93/42/EEC

Dimensions (mm)*		
Width	Depth	Height
870x660x900mm		

**MEDICAL TROLLEY****Cat. No. KL206 005**

Worktop made of stainless steel  
Ergonomic handle  
1 x drawer with full extension  
2 x full door  
1 x movable shelf  
4 wheels Ø 125 mm, 2 with brakes




In accordance with MDD 93/42/EEC

Dimensions (mm)*		
Width	Depth	Height
870x660x900mm		

**MEDICAL TROLLEY****Cat. No. KL206 010**

Worktop made of stainless steel  
Ergonomic handle  
2 x full door  
1 x movable shelf  
4 wheels Ø 125 mm, 2 with brakes




In accordance with MDD 93/42/EEC

Dimensions (mm)*		
Width	Depth	Height
870x660x900 mm		

**MEDICAL TROLLEYS MADE OF STAINLESS STEEL****MEDICAL TROLLEY****Cat. No. KL206 006**

Worktop made of stainless steel  
 Ergonomic handle  
 4 x drawer with full extension  
 1 x full door  
 2 x movable shelf  
 4 wheels Ø 125 mm, 2 with



In accordance with MDD 93/42/EEC

Dimensions (mm)*		
Width	Depth	Height
870x660x900mm		

**MEDICAL TROLLEY****Cat. No. KL206 007**

Worktop made of stainless steel  
 Ergonomic handle  
 4 x drawer with full extension  
 1 x full door  
 1 x movable shelf  
 4 wheels Ø 125 mm, 2 with  
 brakes



In accordance with MDD 93/42/EEC

Dimensions (mm)*		
Width	Depth	Height
870x660x900mm		

**MEDICAL TROLLEY****Cat. No. KL206 008**

Worktop made of stainless steel  
 Ergonomic handle  
 7 x drawer with full extension  
 4 wheels Ø 125 mm, 2 with  
 brakes



In accordance with MDD 93/42/EEC

Dimensions (mm)*		
Width	Depth	Height
870x660x900 mm		

**MEDICAL TROLLEY****Nr kat. KL206 009**

Worktop made of stainless steel  
 Ergonomic handle  
 4 x drawer with full extension  
 1 x sliding side shelf  
 4 wheels Ø 125 mm, 2 with  
 brakes



In accordance with MDD 93/42/EEC

Dimensions (mm)*		
Width	Depth	Height
870x660x900 mm		



## MEDICAL TROLLEYS MADE OF STAINLESS STEEL

### MEDICAL TROLLEY WITH ACCESSORIES

#### Cat. No. KL206 011

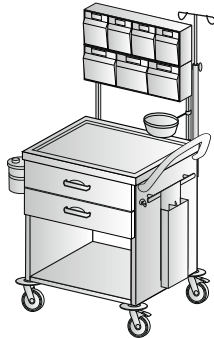
Worktop with recess, made of stainless steel

Ergonomic handle

2 x drawer with full extension

4 wheels Ø 125 mm, 2 with brakes

**Accessories:** handle with a waste bowl, container for catheters, 2 x rail for accessories, extension with 7 hinged plastic containers, drip boom, rack for medical waste with lid, handle for the used needles container.



Dimensions (mm)*		
Width	Depth	Height
870x660x900 mm		

### MEDICAL TROLLEY WITH ACCESSORIES

#### Cat. No. KL206 012

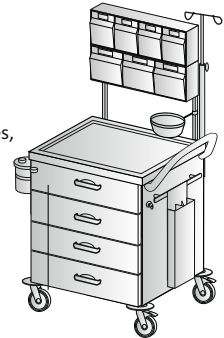
Worktop with recess, made of stainless steel

Ergonomic handle

4 x drawer with full extension

4 wheels Ø 125 mm, 2 with brake

**Accessories:** handle with a waste bowl, container for catheters, 2 x rail for accessories, extension with 7 hinged plastic containers, drip boom, rack for medical waste with lid, handle for the used needles container.



Dimensions (mm)*		
Width	Depth	Height
870x660x900 mm		

### MEDICAL TROLLEY WITH ACCESSORIES

#### Cat. No. KL206 013

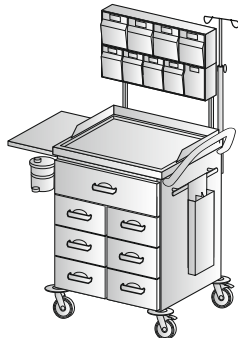
Worktop with three-sided flange made of stainless steel

Ergonomic handle

7 x drawer with full extension

4 wheels Ø 125 mm, 2 with brakes

**Accessories:** container for catheters, 2 x rail for accessories, extension with 9 hinged plastic containers, drip boom, handle for the used needles container, sliding side shelf



Dimensions (mm)*		
Width	Depth	Height
870x660x900 mm		

### MEDICAL TROLLEY

#### Nr kat. KL206 311

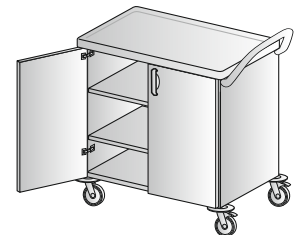
Worktop with recess, made of stainless steel

Ergonomic handle

2 x full door

2 x movable shelf

4 wheels Ø 125 mm, 2 with brakes



Dimensions (mm)*		
Width	Depth	Height
870x660x900 mm		

### MEDICAL TROLLEY

#### Cat. No. KL206 111

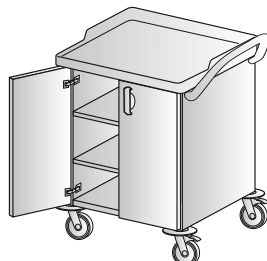
Worktop with three-sided flange made of stainless steel

Ergonomic handle

2 x full door

2 x movable shelf

4 wheels Ø 125 mm, 2 with



Dimensions (mm)*		
Width	Depth	Height
870x660x900 mm		

### MEDICAL TROLLEY

#### Cat. No. KL206 211

Worktop with three-sided flange made of stainless steel

Ergonomic handle

1 x drawer with full extension

2 x full door

2 x movable shelf

4 wheels Ø 125 mm, 2 with brakes



Dimensions (mm)*		
Width	Depth	Height
870x660x900 mm		



## MEDICAL TROLLEYS MADE OF STAINLESS STEEL

### EXAMINATION AND TREATMENT TROLLEY

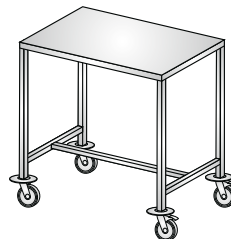


Trolley includes two worktops with recess  
Ergonomic handle  
4 wheels Ø 125 mm, 2 with brakes

Cat. No.	Dimensions (mm)*		
	Width	Depth	Height
KL207 115	600	600	900
	800	600	900
	900	600	900

\* dimensions of the working surface

### EXAMINATION AND TREATMENT TROLLEY



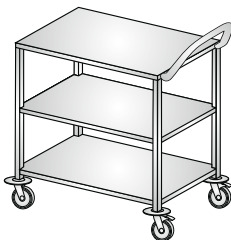
Trolley includes one worktop  
Ergonomic handle  
4 wheels Ø 125 mm, 2 with brakes

Cat. No.	Dimensions (mm)*		
	Width	Depth	Height
KL207 111	600	600	900
	800	600	900
	900	600	900

\* dimensions of the working surface

In accordance with MDD 93/42/EEC

### EXAMINATION AND TREATMENT TROLLEY



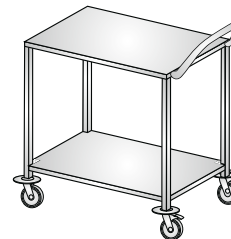
Trolley includes three worktops  
Ergonomic handle  
4 wheels Ø 125 mm, 2 with brakes

Cat. No.	Dimensions (mm)*		
	Width	Depth	Height
KL207 113	600	600	900
	800	600	900
	900	600	900

\* dimensions of the working surface

In accordance with MDD 93/42/EEC

### EXAMINATION AND TREATMENT TROLLEY

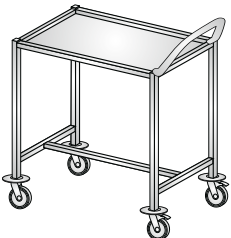


Trolley includes two worktops  
Ergonomic handle  
4 wheels Ø 125 mm, 2 with brakes

Cat. No.	Dimensions (mm)*		
	Width	Depth	Height
KL207 112	600	600	900
	800	600	900
	900	600	900

\* dimensions of the working surface

### EXAMINATION AND TREATMENT TROLLEY



Trolley includes one worktop with recess  
Ergonomic handle  
4 wheels Ø 125 mm, 2 with brakes

Nr katalogowy	Dimensions (mm)*		
	Width	Depth	Height
KL207 114	600	600	900
	800	600	900
	900	600	900

\* dimensions of the working surface

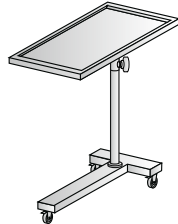


## MEDICAL TROLLEYS MADE OF STAINLESS STEEL

### TABLE FOR SURGICAL INSTRUMENTS

Table for surgical instruments - MAYO type,  
made of stainless steel (OH18N9)  
Worktop with recess, 360 degrees rotatable  
Lock of worktop rotation  
Manually adjustable table height with a  
locking terminal  
Maximum load capacity: 30 kg  
3 wheels Ø 50 mm with brakes

Cat. No.	Dimensions (mm)*		
	Width	Depth	Height
KL208 103	620x410x920-1380mm		
	750x410x920-1380mm		

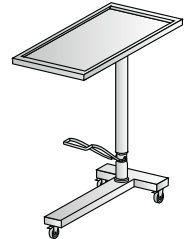


In accordance with MDD 93/42/EEC

### TABLE FOR SURGICAL INSTRUMENTS

Table for surgical instruments - MAYO type,  
made of stainless steel (OH18N9)  
Worktop with recess, 360 degrees rotatable  
Lock of worktop rotation  
Hydraulic height adjustment of the worktop via  
a foot operated lever  
Maximum load capacity: 40 kg  
3 wheels Ø 50 mm with brakes

Cat. No.	Dimensions (mm)*		
	Width	Depth	Height
KL208 113	620x410x920-1380mm		
	750x410x920-1380mm		



In accordance with MDD 93/42/EEC

### TABLE FOR HAND SURGERY

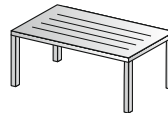
Table for surgery procedures performed on  
patient hands.  
Made of stainless steel (OH18N9)  
360 degrees rotatable worktop  
Lock of worktop rotation  
Manually adjustable table height with a  
locking terminal  
5 wheels Ø 50 mm with brakes

Cat. No.	Dimensions (mm)*		
	Width	Depth	Height
KL208 143	500x350x800-1200mm		
Basis diameter:	600mm		




### SURGICAL SINGLE-STAGE PLATFORM

Surgical single-stage platform made of stainless steel (OH18N9).  
Basis consist of four legs with level control  
The platform is made of anti-slip sheet

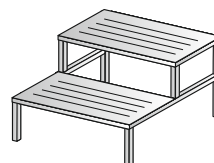


Cat. No.	Dimensions (mm)*		
	Width	Depth	Height
KL208 302	500x300x150mm		
	500x300x200mm		
	500x300x300mm		



### SURGICAL SINGLE-STAGE PLATFORM

Surgical double-stage platform made of stainless steel (OH18N9).  
Basis consist of four legs with level control



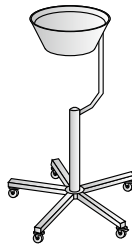
Cat. No.	Dimensions (mm)*		
	Width	Depth	Height
KL208 312	500x650x420mm		

## MEDICAL TROLLEYS MADE OF STAINLESS STEEL

### STAND WITH A BOWL

Stand with a bowl for waste, made of stainless steel.  
Removable bowl with a capacity of 3 l or 6 l.  
5 wheels Ø 50 mm with brakes.

Cat. No.	Dimensions (mm)*		
	Width	Depth	Height
KL208 201	600x600x890mm		



In accordance with MDD 93/42/EEC

### STAND WITH TWO BOWLS

Stand with two bowls for waste, made of stainless steel.  
Removable bowls with a capacity of 3 l or 6 l.  
5 wheels Ø 50 mm with brakes.

Cat. No.	Dimensions (mm)*		
	Width	Depth	Height
KL208 202	600x600x900mm		



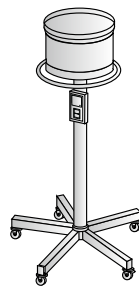
In accordance with MDD 93/42/EEC

### HEATER OF INFUSION FLUIDS I

Heater of infusion fluids on a stand with the fixed height. Two versions of temperature adjustment:

- Electronic control
- Manual control

Cat. No.	Dimensions (mm)*		
	Width	Depth	Height
KL208 207	600x600x1150 mm		
KL208 208	600x600x1150 mm		



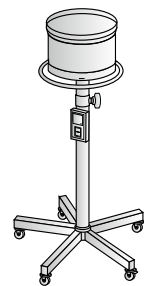
In accordance with MDD 93/42/EEC

### HEATER OF INFUSION FLUIDS II

Heater of infusion fluids on a stand with manually adjustable height. Two versions of temperature adjustment:

- Electronic control
- Manual control

Cat. No.	Dimensions (mm)*		
	Width	Depth	Height
KL208 205	600x600x950-1350mm		
KL208 206	600x600x950-1350mm		



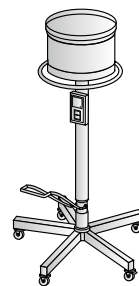
In accordance with MDD 93/42/EEC

### HEATER OF INFUSION FLUIDS III

Heater of infusion fluids on a stand with hydraulic adjustable height. Two versions of temperature adjustment:

- Electronic control
- Manual control

Cat. No.	Dimensions (mm)*		
	Width	Depth	Height
KL208 203	600x600x1150 mm		
KL208 204	600x600x1150 mm		



In accordance with MDD 93/42/EEC

### BUCKET

Mobile basis  
Removable bucket with a capacity of 10 l.  
4 wheels Ø 50 mm, 2 with brakes.

Cat. No.	Dimensions (mm)*	
	Handle length	Capacity of bucket
KL208 304	750 mm	10l.

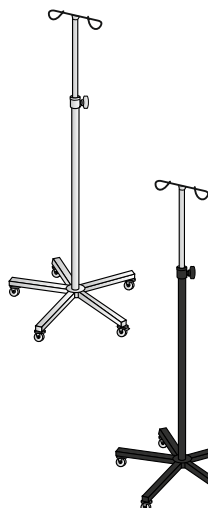


### DRIP STAND I

2-pole mobile stand for infusion fluids. Available in two versions of height adjustment:

- clamping screw
- automatic clamp (single hand operation)

Cat. No.	Dimensions (mm)*		
	Width	Depth	Height
KL208 301	600x600x1300-2000mm		
KL208 302	600x600x1300-2000mm		



In accordance with MDD 93/42/EEC

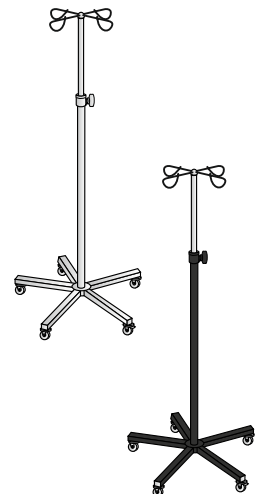
Cat. No.	Dimensions (mm)*		
	Width	Depth	Height
KL108 301	600x600x1300-2000mm		
KL108 302	600x600x1300-2000mm		

### DRIP STAND II

4-pole mobile stand for infusion fluids. Available in two versions of height adjustment:

- clamping screw
- automatic clamp (single hand operation)

Cat. No.	Dimensions (mm)*		
	Width	Depth	Height
KL208 311	600x600x1300-2000mm		
KL208 312	600x600x1300-2000mm		



In accordance with MDD 93/42/EEC

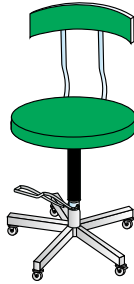
Cat. No.	Dimensions (mm)*		
	Width	Depth	Height
KL108 311	600x600x1300-2000mm		
KL108 312	600x600x1300-2000mm		

## CHAIRS AND STOOLS

### OPERATOR CHAIR I

Surgical chair with a backrest.  
Five-arm basis made of stainless steel.  
Hydraulic height adjustment via a foot operated lever.  
Seat Ø 360 mm.  
5 wheels Ø 50 mm, 2 with brakes.  
Optional equipment: support for legs.

Cat. No.	Dimensions (mm)*		
	Width	Depth	Height
KL208 405	600x600x440-620mm		

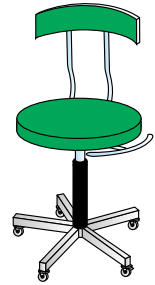


In accordance with MDD 93/42/EEC

### OPERATOR CHAIR II

Surgical chair with a backrest.  
Five-arm basis made of stainless steel.  
Height adjustment carried out via a gas spring with lock.  
Seat Ø 360 mm.  
5 wheels Ø 50 mm, 2 with brakes.  
Optional equipment: support for legs.

Cat. No.	Wymiary (mm)*		
	Width	Depth	Height
KL208 404	600x600x440-580mm		



In accordance with MDD 93/42/EEC

### STOOL I

Surgical stool.  
Five-arm basis made of stainless steel.  
Screw-type height adjustment.  
Seat Ø 360 mm.  
5 wheels Ø 50 mm, 2 with brakes.  
Optional equipment: support for legs.

Cat. No.	Dimensions (mm)*		
	Width	Depth	Height
KL208 401	600x600x440-580mm		



### STOOL II

Surgical stool.  
Five-arm basis made of stainless steel.  
Height adjustment carried out via a gas spring with lock.  
Seat Ø 360 mm.  
5 wheels Ø 50 mm, 2 with brakes.  
Optional equipment: support for legs

Cat. No.	Dimensions (mm)*		
	Width	Depth	Height
KL208 402	600x600x440-580mm		



In accordance with MDD 93/42/EEC

### STOOL III

Surgical stool.  
Five-arm basis made of stainless steel.  
Hydraulic height adjustment via a foot operated lever.  
Seat Ø 360 mm.  
5 wheels Ø 50 mm, 2 with brakes.  
Optional equipment: support for legs

Cat. No.	Dimensions (mm)*		
	Width	Depth	Height
KL208 403	600x600x440-620mm		



In accordance with MDD 93/42/EEC

### STOOL IV


Surgical stool with a saddle type seat.  
Five-arm basis made of stainless steel.  
Height adjustment carried out via a gas spring with lock.  
5 wheels Ø 50 mm, 2 with brakes.

Cat. No.	Dimensions (mm)*		
	Width	Depth	Height
KL208 406	600x600x440-580mm		



In accordance with MDD 93/42/EEC

## AVAILABLE UPHOLSTERY COLOURS



white



grey




orange



black



yellow



salmon orange



red



turquoise



pastel green



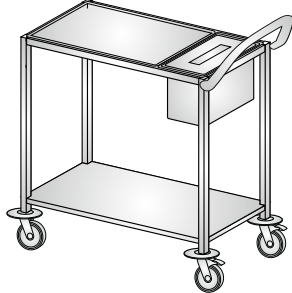
blue

## MEDICAL TROLLEYS MADE OF STAINLESS STEEL

### TRANSPORT TROLLEY

#### Cat. No. KL207 101

Transport trolley for medical supplies and surgical instruments  
Removable container made of stainless steel,  
type G1/3  
Removable worktop  
Ergonomic handle  
4 wheels Ø 125 mm, 2 with brakes



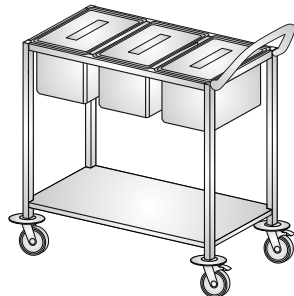
Dimensions (mm)*		
Width	Depth	Height
750x380x850mm		



### TRANSPORT TROLLEY

#### Cat. No. KL207 103

Transport trolley for medical supplies and surgical instruments  
3 x removable container made of stainless steel, type G1/3  
Ergonomic handle  
4 wheels Ø 125 mm, 2 with brakes



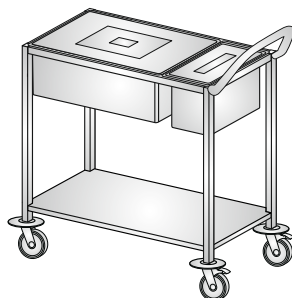
Dimensions (mm)*		
Width	Depth	Height
750x380x850 mm		



### TRANSPORT TROLLEY

#### Cat. No. KL207 102

Transport trolley for medical supplies and surgical instruments  
1 x removable container made of stainless steel, type G1/3  
1 x removable container made of stainless steel, type G2/3  
Ergonomic handle  
4 wheels Ø 125 mm, 2 with brakes



Dimensions (mm)*		
Width	Depth	Height
750x380x850 mm		



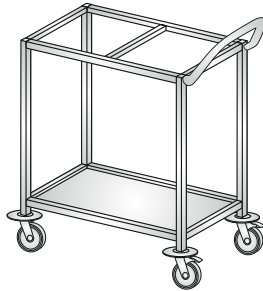


## MEDICAL TROLLEYS MADE OF STAINLESS STEEL

### TRANSPORT TROLLEY

Transport trolley for medical supplies distribution  
2 x container made of plastic including a lid with a latch (dimensions 400x300x240 mm)  
Ergonomic handle  
4 wheels Ø 125 mm, 2 with brakes

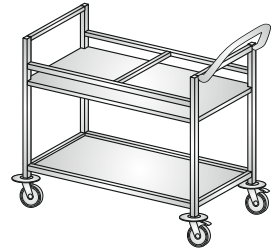

Cat. No.	Dimensions (mm)*		
	Width	Depth	Height
KL207 104	600	450	900



### TRANSPORT TROLLEY

Transport trolley for medical supplies distribution  
2 x container made of plastic including a lid with a patent lock (dimensions 450x400x350 mm)  
Ergonomic handle  
4 wheels Ø 125 mm, 2 with brakes


Cat. No.	Dimensions (mm)*		
	Width	Depth	Height
KL207 105	1150	650	900



### TRANSPORT TROLLEY

Trolley for the distribution of dressings and sterile materials.  
Ergonomic handle  
4 wheels Ø 125 mm, 2 with brakes

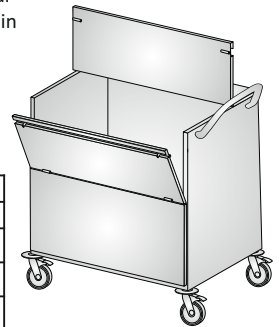
Cat. No.	Dimensions (mm)*		
	Width	Depth	Height
KL 200 102	680	680	1240
	880	680	1240
	1180	680	1240



### TRANSPORT TROLLEY

Trolley for transport of contaminated medical materials with a lockable lid and a tap for drain  
Ergonomic handle  
4 wheels Ø 125 mm, 2 with brakes

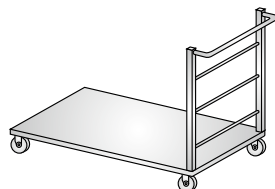
Cat. No.	Dimensions (mm)*		
	Width	Depth	Height
KL208 701	900	600	1200
	1000	600	1200
	1200	600	1200



### TRANSPORT TROLLEY

Transport trolley - platform type  
Ergonomic handle  
4 wheels Ø 125 mm, 2 with brakes

Cat. No.	Dimensions (mm)*		
	Width	Depth	Height
KL207 202	700	600	850
	800	600	850
	900	600	850



### TRANSPORT TROLLEY

Transport trolley - platform type for carrying of baskets  
Ergonomic handle  
4 wheels Ø 125 mm, 2 with brakes

Cat. No.	Dimensions (mm)*		
	Width	Depth	Height
KL200 405	650	450	800

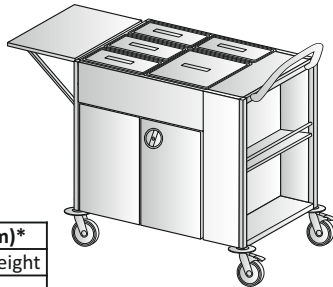


\* dimensions of the working surface

## MEDICAL TROLLEYS MADE OF STAINLESS STEEL

### TROLLEY FOR CATERING

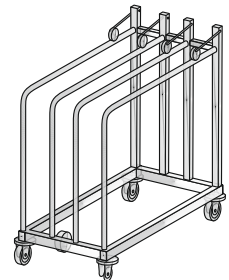
Trolley for catering  
 4 x container, type G 1/3 200  
 1 x container, type G 2/3 200  
 Foldable shelf for plates  
 Two-door cupboard under the worktop  
 Open space with one shelf under the ergonomic handle  
 1 x movable shelf  
 Ergonomic handle



Cat. No.	Dimensions (mm)*		
	Width	Depth	Height
KL208 801	900x600x900mm		

### TRANSPORT TROLLEY

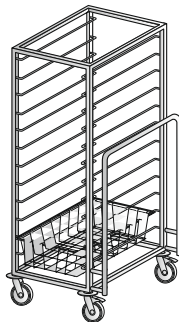
Trolley for transport and storage of paper and nonwovens  
 Ergonomic handle  
 4 wheels Ø 125 mm, 2 with brakes



Cat. No.	Dimensions (mm)*		
	Width	Depth	Height
KL200 101	1100x450x980mm		

### TRANSPORT TROLLEY

Trolley for transport of 6 single-sized baskets or 12 half-sized baskets, that comply with ISO norm  
 Ergonomic handle  
 4 wheels Ø 125 mm, 2 with brakes



Cat. No.	Dimensions (mm)*		
	Width	Depth	Height
KL200 404	460x660x1550mm		

### TRANSPORT TROLLEY

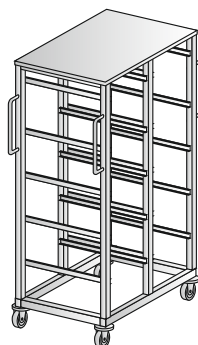
Trolley for transport of 6 single-sized baskets or 12 half-sized baskets, that comply with ISO norm  
 Ergonomic handle  
 4 wheels Ø 125 mm, 2 with brakes



Cat. No.	Dimensions (mm)*		
	Width	Depth	Height
KL200 403	890x660x860mm		

### TRANSPORT TROLLEY

Trolley for transport of baskets and trays, that comply with ISO norm  
 Ergonomic handle  
 4 wheels Ø 125 mm, 2 with brakes



Cat. No.	Dimensions (mm)*		
	Width	Depth	Height
KL200 940	1120x630x1500mm		

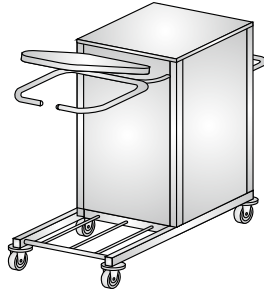


## MEDICAL TROLLEYS MADE OF STAINLESS STEEL

### TROLLEY FOR BEDDING

Trolley for clean and dirty laundry transport  
Ergonomic handle  
1 x full door  
2 x movable shelf  
1 x rack for a bag with the capacity of 120 l  
4 wheels Ø 125 mm, 2 with brakes

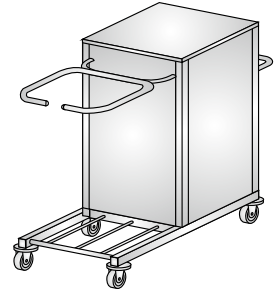
Cat. No.	Dimensions (mm)*		
	Width	Depth	Wys.(H)
KL207 301	1000	420	1100



### TROLLEY FOR BEDDING

Trolley for clean and dirty laundry transport  
Ergonomic handle  
1 x full door  
2 x movable shelf  
1 x rack for a bag of 120 litres capacity with a lid openable via foot operated lever  
4 wheels Ø 125 mm, 2 with brakes

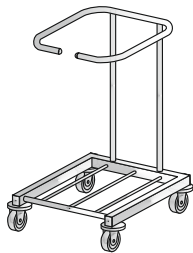
Cat. No.	Dimensions (mm)*		
	Width	Depth	Wys.(H)
KL207 311	1000	420	1100



### SINGLE TROLLEY FOR WASTE

Mobile rack for medical waste  
1 x rack for a bag with the capacity of 60 l or 120 l  
4 wheels Ø 50 mm, 2 with brakes

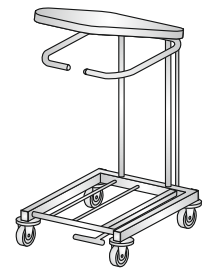
Cat. No.	Dimensions (mm)*		
	Width	Depth	Wys.(H)
KL208 101	340	340	700
	390	420	860



### SINGLE TROLLEY FOR WASTE

Mobile rack for medical waste with a lid  
1 x rack for a bag of 60 or 120 litres capacity with a lid openable via foot operated lever  
4 wheels Ø 50 mm, 2 with brakes

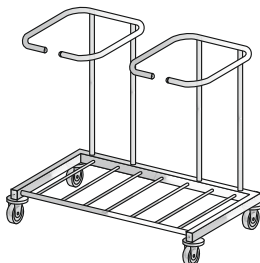
Cat. No.	Dimensions (mm)*		
	Width	Depth	Wys.(H)
KL208 111	340	340	700
	390	420	860



### DOUBLE TROLLEY FOR WASTE

Double mobile rack for medical waste  
2 x rack for a bag with the capacity of 60 l or 120 l  
4 wheels Ø 50 mm, 2 with brakes

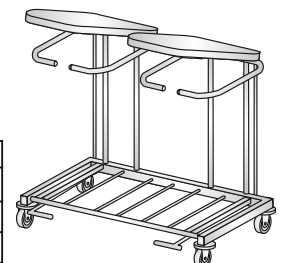
Cat. No.	Dimensions (mm)*		
	Width	Depth	Height
KL208 102	680	340	700
	780	420	860



### DOUBLE TROLLEY FOR WASTE

Double mobile rack for medical waste with lids  
2 x rack for a bag of 60 or 120 litres capacity with a lid openable via foot operated lever  
4 wheels Ø 50 mm, 2 with brakes

Cat. No.	Dimensions (mm)*		
	Width	Depth	Height
KL208 112	680	340	700
	780	420	860

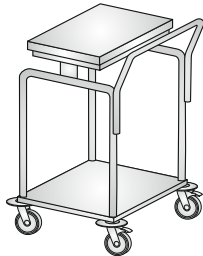


## MEDICAL TROLLEYS MADE OF STAINLESS STEEL

### SINGLE TROLLEY FOR BEDDING

#### Cat. No. KL201 040

Single trolley for dirty laundry collecting  
Ergonomic handle  
4 wheels Ø 125 mm, 2 with brakes.



Dimensions (mm)*		
Width	Depth	Height
400x500x950mm		

### DOUBLE TROLLEY FOR BEDDING

#### Cat. No. KL202 040

Double trolley for dirty laundry collecting  
Ergonomic handle  
4 wheels Ø 125 mm, 2 with brakes.



Dimensions (mm)*		
Width	Depth	Height
700x500x900mm		

### SINGLE TROLLEY FOR CLEAN AND DIRTY BEDDING TRANSPORT

#### Cat. No. KL201 140

Single trolley for laundry collecting  
Ergonomic handle  
4 wheels Ø 125 mm, 2 with brakes.



Dimensions (mm)*		
Width	Depth	Wys.(H)
900x500x1300mm		

### DOUBLE TROLLEY FOR CLEAN AND DIRTY BEDDING TRANSPORT

#### Cat. No. KL202 140

Double trolley for laundry collecting  
Ergonomic handle  
4 wheels Ø 125 mm, 2 with brakes

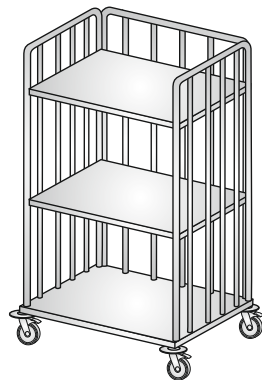


Dimensions (mm)*		
Width	Depth	Height
1300x500x1300mm		

### TROLLEY FOR BEDDING

#### Cat. No. KL200 140

Universal trolley for laundry transport  
Ergonomic handle  
4 wheels Ø 125 mm, 2 with brakes



Dimensions (mm)*		
Width	Depth	Height
900x600x1650mm		

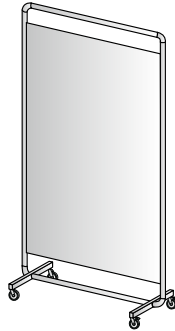


## SCREENS MADE OF STAINLESS STEEL

### SINGLE SCREEN

**Cat. No. KL208 303**

A single screen with the filling made of a milky and light permeable plastic or a fabric. The filling is removable for washing and disinfection.  
4 wheels Ø 50 mm with brakes



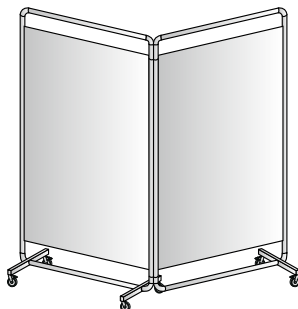
Dimensions (mm)*		
Width	Depth	Height
900	500	1800



### DOUBLE SCREEN

**Cat. No. KL208 303**

A double screen with the filling made of a milky and light permeable plastic or a fabric. The filling is removable for washing and disinfection.  
7 wheels Ø 50 mm with brakes



Dimensions (mm)*		
Width	Depth	Height
1800	500	1800

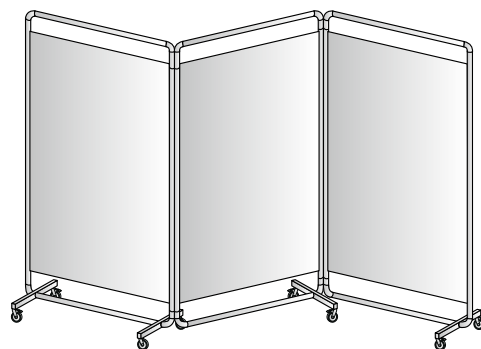


### TRIPLE SCREEN

**Cat. No. KL208 303**

A triple screen with the filling made of a milky and light permeable plastic or a fabric. The filling is removable for washing and disinfection.  
10 wheels Ø 50 mm with brakes

Dimensions (mm)*		
Width	Depth	Height
2700	500	1800



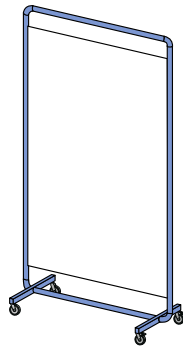


## SCREENS MADE OF POWDER-COATED STEEL

### SINGLE SCREEN

**Cat. No. KL108 303**

A single screen with the filling made of a milky and light permeable plastic or a fabric. The filling is removable for washing and disinfection. 4 wheels Ø 50 mm with brakes



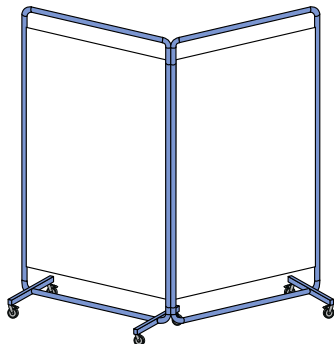
Dimensions (mm)*		
Width	Depth	Height
900	500	1800



### DOUBLE SCREEN

**Cat. No. KL108 303**

A double screen with the filling made of a milky and light permeable plastic or a fabric. The filling is removable for washing and disinfection. 7 wheels Ø 50 mm with brakes



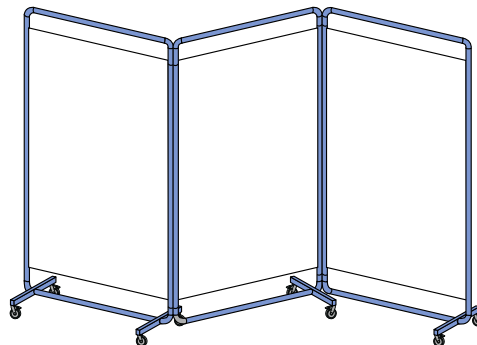
Dimensions (mm)*		
Width	Depth	Height
1800	500	1800



### TRIPLE SCREEN

**Cat. No. KL108 303**

A triple screen with the filling made of a milky and light permeable plastic or a fabric. The filling is removable for washing and disinfection. 10 wheels Ø 50 mm with brakes



Dimensions (mm)*		
Width	Depth	Height
2700	500	1800

## REALIZATIONS

---





Office :

**Klaromed Sp. z o.o.**  
123, Sobieskiego Str.  
05-270 Sulejówek  
Poland

phone: +48 22 299 30 40  
phone: +48 22 783 19 31  
fax: +48 22 783 16 41

All information contained in this document is subject to change without prior notice. No part of this document may be reproduced or transmitted in any form or by any means without written permission. All brand names and product names herein are trademarks or registered trademarks. Commercial information contained herein does not constitute an offer within the meaning of the Civil Code (Art. 66KC, Art. 543 CC), but an invitation to submit inquiries.